

## HEAVY-DUTY GARAGE SHELTER 9m × 44m × 3m/5,38m



Construction  
ARCTIC ❄️❄️❄️❄️

Roof cover  
PVC ab. 720 g/m<sup>2</sup> F72

Side cover  
PVC ab. 720 g/m<sup>2</sup> F72

Entry no. 1 - Entry F72  
ab. Wight 4,9m x Height 3,57m  
Additional entrance: 1,2m x 2m

Entry no. 2 - Entry F72  
ab. Wight 4,9m x Height 3,57m  
Additional entrance: 1,2m x 2m

### Technical data

Size and weight  
Width: 9m  
Lenght: 44m  
Sections: 2m  
Height of the side wall: 3m  
Height of the peak: 5,38m  
Area: 396m<sup>2</sup>  
Volume: 1 659,76m<sup>3</sup>

Tarpaulin  
Roof tarpaulin: ab. 720 g/m<sup>2</sup>  
Side tarpaulin: ab. 720 g/m<sup>2</sup>  
Air-Control System: YES  
Hermetic System: YES  
Floor Skirt: YES  
Multi-Size System: YES  
Entry no. 1 - Entry F72: ab. Wight 4,9m x Height 3,57m  
Entry no. 2 - Entry F72: ab. Wight 4,9m x Height 3,57m

Construction  
Tube diameter: ab. 78mm  
Connector diameter: ab. 78mm  
Tent feet: ab. 30cm

Combined weight:  
Total amount of packets: 27 3,570.00kg

Year-round construction: **ARCTIC**



Main construction is based on steel tubes ab. Ø 78mm and middle connectors ab. Ø 78mm. galvanized construction. Through and through screws guarantee reliable connection.

Additionally, the tent has:

- Feet 30 cm x 30 cm + corner feet 30 cm x 40 cm
- Side and roof pulls increased wind resistance
- Side and roof pulls increased wind resistance
- Entrance reinforcements on each side
- Double roof reinforcements increased snow resistance
- Double side, roof and bottom reinforcements stiffening the construction


## Features of the construction



### Reliability

#### New way of assembly

Welded in elements in the peak connector has been replaced with horizontal tubes (diameter ab. 38mm) and vertical tubes which make a cross. This solution enhanced the reliability of the construction.



### Exceptional stability

Expanded feet, up to 30 by 40 centimeters.


The standard feet have been replaced by the big rectangle one, with the enhanced degree of support (dimensions: 30 by 30 centimeters) and corner feet (dimensions 30 by 40 centimeters). The feet are equipped with 4 anchoring holes.



### Perennial use

Thick tubes (diameter ab. 78mm)

We use thick tubes (diameter ab. 78mm) which are protected from corrosion by hot dip galvanizing. The tents middle connectors are ab. 78mm wide in diameter.



### Reliable connection

#### Through and through screws

The construction in our marquees is connected with the most reliable method - through and through screws.

⚠ The constructions which uses click method of assembly or tightening screws which are not through and through, are not assembled safely or durably.



## Durable tarpaulin: PVC ab. 720 g/m<sup>2</sup> F72



We only use durable PVC material, similar to the one used on the lorries. The tarpaulin is as thick as ab. 720g/m<sup>2</sup>, it is UV and heat resistant (between -40 to +60 degrees Celsius). It is also 100% waterproof. The marquee is equipped with AIR CONTROL system which prevents water condensation on the inside of the marquee. Additionally, the marquee was equipped with HERMETIC system, the velcros which tightens the connections and seals it. Side walls are equipped with retention apron.

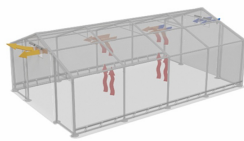
### Features of the tarpaulin



#### Modern way of combining tents

You can combine tents as you like

The tent 9m x44m 3m is composed of tents: 9x8m, 9x12m.



#### Prevents from water condensation

##### Air Control System

Double ventilators with shutters placed on both sides of the roof allow proper air flow inside the tent. They prevent the creation of sauna effect and water condensation.

⚠ Only the tent with the upper ventilators on both sides ensure a proper air flow.



#### Increases safety Retention apron

The increased width of the retention apron increases the efficiency of water discharge. This ensures that the inner part of the tent stays dry during the rain.



#### Safety of Use Fire-resistant cover

The side walls and the entrances are made of a fire resistant material. It does meet the EN 13501 standard. It increases the safety of use of the tent significantly.



#### Most comfortable opening! Rolled-up entrances + additional entrances

Entrances are rolled up with the strings. Additional quick entrances are placed on each side of the tent. You can always disassemble them and by doing so, the tent's entrance enlarges to its width. The entrances are made of PV ab. 720g/m<sup>2</sup> tarpaulin.