

ALL-YEAR TENT HALL  
6m × 52m × 2,5m/3,59m



Construction  
**WINTER** ❄️

Roof cover  
PVC ab. 600 g/m<sup>2</sup> SFR

Side cover  
PVC ab. 600 g/m<sup>2</sup> SFR

Entry no. 1 - Entry SFR  
ab. Wight 2,77m x Height 2,6m  
Additional entrance: 1m x 2m

Entry no. 2 - Entry SFR  
ab. Wight 2,77m x Height 2,6m  
Additional entrance: 1m x 2m

Technical data

Size and weight  
Width: 6m  
Lenght: 52m  
Sections: 2m  
Height of the side wall: 2,5m  
Height of the peak: 3,59m  
Area: 312m<sup>2</sup>  
Volume: 794,34m<sup>3</sup>

Tarpaulin  
Roof tarpaulin: ab. 600 g/m<sup>2</sup>  
Side tarpaulin: ab. 600 g/m<sup>2</sup>  
Air-Control System: YES  
Hermetic System: YES  
Floor Skirt: YES  
Multi-Size System: YES  
Entry no. 1 - Entry SFR: ab. Wight 2,77m x Height 2,6m  
Entry no. 2 - Entry SFR: ab. Wight 2,77m x Height 2,6m

Construction  
Tube diameter: ab. 50mm  
Connector diameter: ab. 54mm  
Tent feet: ab. 14cm  
Additional construction: YES  
Easy Up & Down System: YES

Combined weight:  
Total amount of packets: 57 1,723.43kg

Year-round construction: **WINTER**



Main construction is based on steel tubes ab. Ø 50mm and connectors ab. Ø 54mm. galvanized construction. Through and through screws guarantee reliable connection. The Easy Up & Down System allows a quick change of the tent's height.

Additionally, the tent has:

- Enlarged feet Ø 14cm
- Reinforced roof and floor construction
- Entrance reinforcements on each side

## Features of the construction



### Easy height adjustment Easy Up & Down system

The modular construction of "P50" system allows you to increase or decrease the height of the tent at ease. To raise the tent you should buy 0.5m or 1m extension modules. The maximum height of the side of the tent is 3m.



### Stronger construction Additional reinforcements of the entries

By eliminating lower pipes at the entrances, the tent has become even much more practical. Two thick pipes were added on each entrance so that the tent has become stronger. These pipes stiffen the entrances and prevent canvas cover at the entrance from damage.



### Yearlong use The roof and floor construction

Additional construction consists of a lower frame, the upper reinforcements and horizontal and vertical braces of the roof. This solution provides greater load capacity and rigidity of the structure. It also allows the use of a tent during unfavourable weather conditions.



### Reliability The new way of connecting elements

In peak connectors, welded parts have been replaced by horizontal ab. fi 25 mm pipes, which have considerably increased the reliability of the construction. In the new model, the horizontal pipe has been attached to the lower part of the connector to provide greater rigidity of the structure.




### Long lasting construction Thick pipes fi 50 mm

Thick, steel pipes with a fi diameter of ab. 50mm are protected against corrosion by galvanizing. Tent connectors have fi diameter of ab. 54 mm.



### Exceptional stability Enlarged feet 14 cm diameter.

Standard feet of fi 9 cm have been increased by 55%. The new fi 14 cm rate increases stability of the tent and simplifies its assembly.



### Reliable connecting elements The screws passing through

We use the most accurate method of connecting pipes with screws passing through in our tents. This is the only reliable way of connecting elements. In addition, the legs lifting the structure are connected using double screws.

⚠ Tents with snaps or with the screws that do NOT pass through, do not provide safe and permanent installation!




## Durable tarpaulin: PVC ab. 600 g/m<sup>2</sup> SFR



We only use durable PVC material, similar to the one used on the lorries. The tarpaulin is as thick as ab. 600g/m<sup>2</sup>, it is UV and heat resistant (between -40 to +60 degrees Celsius). It is also 100% waterproof. The marquee is equipped with AIR CONTROL system which prevents water condensation on the inside of the marquee. Additionally, the marquee was equipped with HERMETIC system, the velcros which tightens the connections and seals it. Side walls are equipped with retention apron.

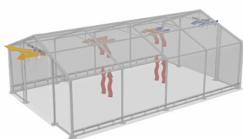
### Features of the tarpaulin



#### Modern way of combining tents

You can combine tents as you like

The tent 6m x 52m 2,5m is composed of tents: 6x8m, 6x12m.



#### Prevents from water condensation

##### Air Control System

Double ventilators with shutters placed on both sides of the roof allow proper air flow inside the tent. They prevent the creation of sauna effect and water condensation.

⚠ Only the tent with the upper ventilators on both sides ensure a proper air flow.



#### Increases safety

##### Retention apron

The increased width of the retention apron increases the efficiency of water discharge. This ensures that the inner part of the tent stays dry during the rain.



#### Safety of Use

##### Fire-resistant cover

The side walls and the entrances are made of a fire resistant material. It does meet the EN 13501 standard. It increases the safety of use of the tent significantly.



#### The most comfortable opening!

##### A rolled-up gate + additional doors

On each side of the tent there are two rolled up gates and an additional quick doors. You can take them off whenever you want which will allow you to use the entrance of full width of the tent. The PVC tarpaulin weighs ab. 600g/m<sup>2</sup>.