

ALL-YEAR TENT HALL 5m × 30m × 2,5m/3,41m



Construction
WINTER ❄️

Masking stripes
○ White

Entry no. 1 - Curtain entrance
ab. Wight 2,33m x Height 2,81m

Roof cover
PVC ab. 560 g/m² SD

Entry no. 2 - Curtain entrance
ab. Wight 2,33m x Height 2,81m

Side cover
PVC ab. 500 g/m² SD

Technical data

Size and weight

Width: 5m
Lenght: 30m
Sections: 2m
Height of the side wall: 2,5m
Height of the peak: 3,41m
Area: 150m²
Volume: 368,24m³

Tarpaulin

Roof tarpaulin: ab. 560 g/m²
Side tarpaulin: ab. 500 g/m²
Air-Control System: YES
Hermetic System: YES
Floor Skirt: YES
Multi-Size System: NO
Entry no. 1 - Curtain entrance: ab. Wight 2,33m x Height 2,81m
Entry no. 2 - Curtain entrance: ab. Wight 2,33m x Height 2,81m

Construction

Tube diameter: ab. 50mm
Connector diameter: ab. 54mm
Tent feet: ab. 14cm
Additional construction: YES
Easy Up & Down System: YES

Total amount of packets: 53 Combined weight: 920.90kg

Year-round construction: **WINTER**





Main construction is based on steel tubes ab. Ø 50mm and connectors ab. Ø 54mm. galvanized construction. Through and through screws guarantee reliable connection. The Easy Up & Down System allows a quick change of the tent's height.

Additionally, the tent has:

- Enlarged feet Ø 14cm
- Reinforced roof and floor construction
- Entrance reinforcements on each side

Features of the construction




Easy height adjustment Easy Up & Down system

The modular construction of "P50" system allows you to increase or decrease the height of the tent at ease. To raise the tent you should buy 0.5m or 1m extension modules. The maximum height of the side of the tent is 4m.



Reliability The new way of connecting elements

In peak connectors, welded parts have been replaced by horizontal ab. fi 25 mm pipes, which have considerably increased the reliability of the construction. In the new model, the horizontal pipe has been attached to the lower part of the connector to provide greater rigidity of the structure.



Reliable connecting elements The screws passing through

We use the most accurate method of connecting pipes with screws passing through in our tents. This is the only reliable way of connecting elements. In addition, the legs lifting the structure are connected using double screws.



Stronger construction Additional reinforcements of the entries

By eliminating lower pipes at the entrances, the tent has become even much more practical. Two thick pipes were added on each entrance so that the tent has become stronger. These pipes stiffen the entrances and prevent canvas cover at the entrance from damage.



Long lasting construction Thick pipes fi 50 mm

Thick, steel pipes with a fi diameter of ab. 50mm are protected against corrosion by galvanizing. Tent connectors have fi diameter of ab. 54 mm.



Yearlong use The roof and floor construction

Additional construction consists of a lower frame, the upper reinforcements and horizontal and vertical braces of the roof. This solution provides greater load capacity and rigidity of the structure. It also allows the use of a tent during unfavourable weather conditions.



Exceptional stability Enlarged feet 14 cm diameter.

Standard feet of fi 9 cm have been increased by 55%. The new fi 14 cm rate increases stability of the tent and simplifies its assembly.

⚠ Tents with snaps or with the screws that do NOT pass through, do not provide safe and permanent installation!

Durable tarpaulin: PVC ab. 560 g/m² SD



We only use durable PVC material, similar to the one used on the lorries. The tarpaulin is as thick as ab. 560g/m², it is UV and heat resistant (between -40 to +60 degrees Celsius). It is also 100% waterproof. The marquee is equipped with AIR CONTROL system which prevents water condensation on the inside of the marquee. Additionally, the marquee was equipped with HERMETIC system, the velcros which tightens the connections and seals it. Side walls are equipped with retention apron.


Features of the tarpaulin



Modern way of combining tents

You can combine tents as you like

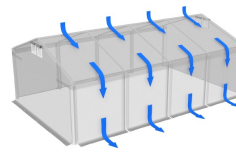
The tent 5m x30m 2,5m is composed of tents: 5x10m.



Greater tightness and durability

Hermetic system

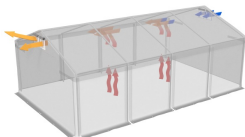
The additional Velcro secures the heat inside the tent and provides aesthetic look of it. They make the walls perfectly fit together, forming a coherent whole. Moreover, it prevents dust, rain and snow from entering the tent.



Increases safety

Retention cloak

The increased width of the retention cloak increases the efficiency of water discharge. This ensures that the inner part of the tent stays dry during the rain.



Prevents from water condensation

Air Control System

Double ventilators with shutters placed on both sides of the roof allow proper air flow inside the tent. They prevent the creation of sauna effect and water condensation.



Ideal storage room

Full walls

Tent side walls are made of PVC ab. 500 g/m². Tents with this kind of walls can be used as a: storage room, car wash or a workshop. The basic wall is 2m high. With its unique design, there is an option to add 1m or 0.5m to the side wall easily.



Additional reinforcement of entrances

Zippers with Velcro


Fastened Velcro strengthened entrances and improved their appearance. Thanks to them, zippers have additional protection against gusty wind. Velcro also make the canvas cover tightened.

⚠ Only the tent with the upper ventilators on both sides ensure a proper air flow.



Stronger and more practical the Overlap system

Side canvas is mounted on the tab. This is made to strengthen the entire plating. Thanks to Overlap system, when one element is broken, you do not need to replace the entire canvas, all you need is to buy the damaged segment



Easy opening

Gates curtain type 2 in 1

Two gate are placed on both side of the tent. Each gate has two independent wings with zipper that can be put sideways or rolled up. The entrance is made of PVC ab. 500 g/m² canvas

is to buy the damaged segment.


cover. Gate is be mounted on special rubber bands with the ball, it makes it easy and fast to disassemble and get the full width and height of the entrance of the tent.

Additional paid features



Increased durability Additional side cantilevers

On all side walls, additional, lateral, upper and lower cantilevers can be used. Thanks to them, the tent is protected against stronger gusts of wind.



Easy change of length Multi-size roof type

Thanks to Multi-size system, you can change the length of the tent easily. It can be extended, by buying a set of extensions or shortened by eliminating a segment. The set extends tent by 1m or 2m.



Increased resistance to snow Additional roof cantilevers

The structure of the roof can be equipped with additional corner cantilevers, which help the main structure to hold the weight of snow.



Maximum illumination for the interior

Transparent roof

It is the most effective way to provide the tent with maximum amount of daylight. This is a great solution when work inside the tent is necessary.



Easy to use Sliding gate

The gate is made of rigid construction and PVC ab. 500 g/m2 canvas cover. It consists of two independent wings that can be slid sideways. Thanks to it the entrance is solid and more convenient to use.