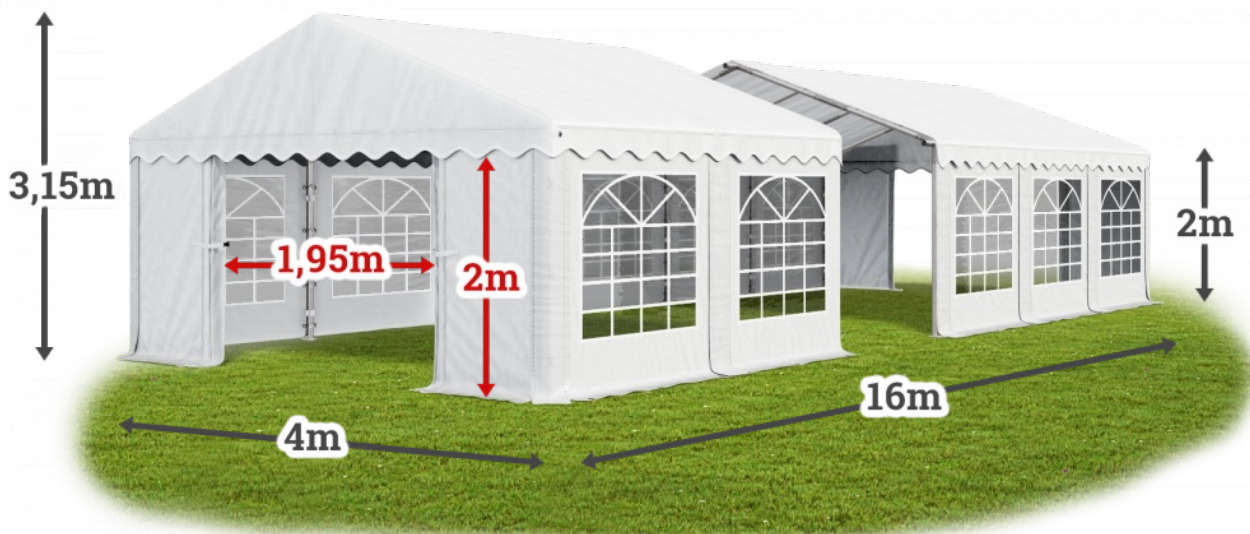


RELIABLE GARDEN MARQUEE 4m x 16m x 2m/3,15m



Construction

SUMMER ☀

Roof cover

PE ab. 240 g/m² PE

Side cover

PE ab. 240 g/m² PE

Masking stripes

○ White

Entry no. 1 - **Entry PE**

ab. Wight 1,95m x Height 2m

Entry no. 2 - **Entry PE**

ab. Wight 1,95m x Height 2m

Technical data

Size and weight

Width: 4m

Lenght: 16m

Sections: 2m

Height of the side wall: 2m

Height of the peak: 3,15m

Area: 64m²

Volume: 164,95m³

Tarpaulin

Roof tarpaulin: ab. 240 g/m²

Side tarpaulin: ab. 240 g/m²

Air-Control System: NO

Hermetic System: NO

Floor Skirt: NO

Multi-Size System: NO

Entry no. 1 - Entry PE: ab. Wight 1,95m x Height 2m

Entry no. 2 - Entry PE: ab. Wight 1,95m x Height 2m

Construction

Tube diameter: ab. 38mm

Tube thickness: ab. 1,2mm

Connector diameter: ab. 42mm

Connector thickness: ab. 1,3mm

Tent feet: ab. 6-9cm

Total amount of packets: **17**

Combined weight: **179.63kg**

Rigid construction: **SUMMER**



Main construction is based on steel tubes ab. **Ø 38mm** and connectors ab. **Ø 42mm**. **galvanized** construction. **Through and through screws** guarantee reliable connection. Feet of the marquee: 6 by 9 cm.

Features of the construction




More rigid construction Steel lines at entrances

In the upper part of the constructions, the steel ropes are mounted. Thanks to them, the structure is more rigid and stable. They also allow you to move the entrances freely.



Many years of operation Strong galvanized pipes

We use steel of the highest quality, additionally protected against corrosion by galvanizing, which increases the strength of construction elements and provides long-term operation. Bearing pipes have a fi diameter of ab. 38 mm, while the connectors are enlarged to ab. fi 42 mm.



Reliable connecting of elements

The screws passing through

We use the most reliable method of connecting the pipes with bolts passing through in our tents. This is the only reliable way of connecting elements.

⚠ Tents with snaps or with bolts screwed in and NOT passing through, do not provide safe and permanent installation!



Strong connection of pipes Connectors ab. 42 mm diameter

Pipes have thick connectors - ab. 42 mm diameter. All are dip-hot galvanized, which makes their durability even better.



Stable assembly Feet with anchor holes

The feet with anchor holes secure stable tent assembly on any surface. They provide a solid attachment of the tent to the ground. The feet were dip-hot galvanized, which increases their durability.

Durable tarpaulin: PE ab. 240 g/m² PE



240
g/m²



PE tarpaulin is only designed for use in Spring and Summer time. We only use durable **PE** material. The strong tarpaulin ab. **240g/m²** resists UV rays and temperatures between 5 degrees Celsius below zero and 40 degrees Celsius above zero. It weights ab. 240g/m². It is also **waterproof in 100%**. Sidewalls are equipped with retention apron.

Features of the tarpaulin



Modern way of combining tents

You can combine tents as you like

The tent 4m x16m 2m is composed of tents: 4x8m.



A nice look Georgian style windows

The sidewall is made of thick PVC ab. 240 g/m² canvas cover and a large leaded windows. The basic wall is 2m high. Thanks to its unique design, there is an option to add 1m or 0.5m to the side wall easily. With the windows placed on each two-meter segment, the tent looks aesthetically. It will be perfect as a trade, exhibition or a party tent.



Change colours Colour Mix system

The tent has masking panels, mounted on Velcro. They are available in different colours. This allows to quickly and easily change the colour of the tent. Just buy the masking panel in the right colour.



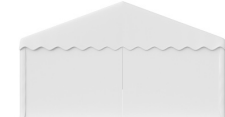
Adjust tent to your needs Any combination of the walls

You can order individual parts of cover, such as a wall with windows or full walls. Personalize a tent and adjust them to your individual needs.



Arbitrary arrangement Comfort of use

The side walls are mounted to the construction every 2 meters with the elastic rubber with a ball. The tent can be arranged in any way, according to the needs.



Convenient opening The curtain gate

Both of the entrances consist of two wings which can be slid to the sides one by one or as a whole. The whole cover can be disassembled which will result in an entrance of the width matching the width of the entire tent.

Additional paid features



Increased durability

The roof and floor construction

Additional construction consists of a lower frame, the upper reinforcements and horizontal and vertical roof braces. This solution provides greater load capacity and structure rigidity. It also allows you to use tent during unfavourable weather conditions.



Lifting set

Expand your space

You can buy a special set to lift the side walls. You can lift one or more walls, in order to gain more space.



Stable construction

Strong feet 9 cm diameter.

In the lower part of the structure, stable feet with a diameter of 9 cm can be mounted. Thanks to them anchoring of the tent is much more durable, regardless of the type of the ground. The feet are galvanized, which increases their durability and allows long-term use.